

DVS 2207-1 update Aug 2015

Update of ROWELD® Premium and Premium CNC
hydraulic buttwelding machines
230V 50/60Hz



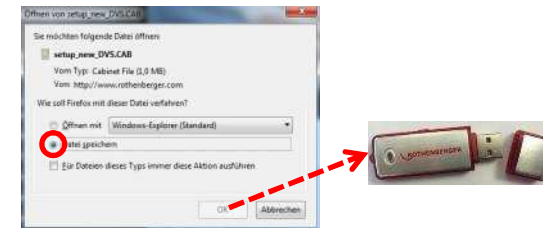
Software download from www.rothenberger.com



1. <http://www.rothenberger.com/en/service/technical-downloads/software/>
2. Double click on the „update DVS 2207“
3. Save the software file on a USB device



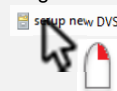
ROWELD® Plastic Pipe Welding
RODATA_2_PC 1.09 MB
update DVS 2207 0.99 MB
2x



TIP

The software file deletes itself from the USB device after the machine-update is finished. If you have to update more than one Premium or Premium CNC machine, please do the following:

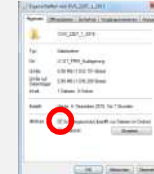
Right mouse click on file



Left mouse click on „properties“



Tick „read-only“



1. Switch on Premium/ Premium CNC machine and put in USB device

Switch on



Put in USB device

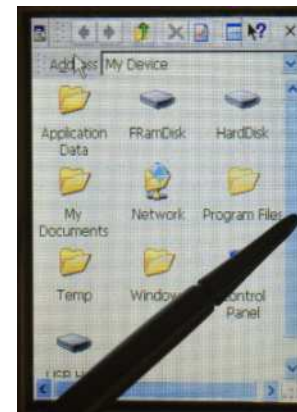


2. Installation process...

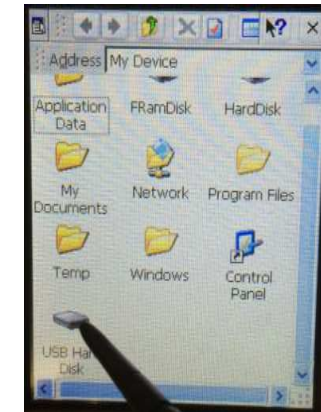
1x click



2x click



2x click

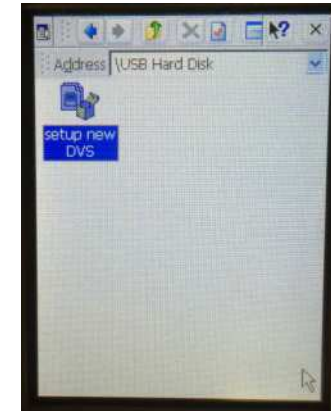
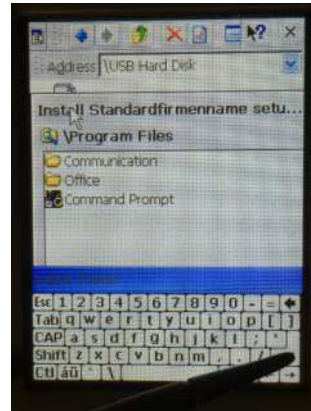


... installation process ...

2 x click



1 x click



... installation process

Switch off



Remove USB device



3. Check

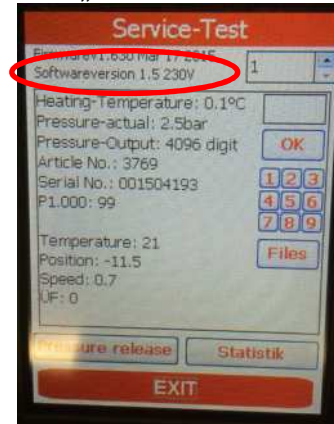
Switch on



1 x click



OK: „Softwareversion 1.5 230V“



4. Finalize

Put sticker on hydraulic unit

